






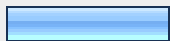
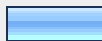





# ACCESS Project: LGBTQQ Access in Community Based Organizations







**1. I am comfortable using and explaining terms and definitions that are used within the lesbian, gay, bisexual, transgender, queer and questioning (LGBTQQ) community, such as heterosexism, transphobia and gender variant.**

		Response Percent	Response Count
1 Strongly Agree		31.2%	48
<b>2 Agree</b>		<b>36.4%</b>	56
3 Neutral		24.0%	37
4 Disagree		4.6%	7
5 Strongly Disagree		0.7%	1
6 Don't Know		3.3%	5
		<b><i>answered question</i></b>	<b>154</b>
		<b><i>skipped question</i></b>	<b>1</b>







**2. There are “out” LGBTQQ adults who have visible roles in my organization and/or its programs and are supported.**

		Response Percent	Response Count
<b>1 Strongly Agree</b>		<b>47.1%</b>	72
2 Agree		17.7%	27
3 Neutral		10.5%	16
4 Disagree		6.5%	10
5 Strongly Disagree		9.8%	15
6 Don't Know		8.5%	13
		<b><i>answered question</i></b>	<b>153</b>
		<b><i>skipped question</i></b>	<b>2</b>







**3. My organization has materials, resources and images on LGBTQ youth issues and sensitivity visible and readily available.**

		Response Percent	Response Count
1 Strongly Agree		15.5%	24
2 Agree		13.6%	21
3 Neutral		19.4%	30
<b>4 Disagree</b>		<b>24.5%</b>	38
5 Strongly Disagree		20.7%	32
6 Don't Know		6.5%	10
		<b><i>answered question</i></b>	<b>155</b>
		<b><i>skipped question</i></b>	<b>0</b>







**4. My organization has materials, resources and images on LGBTQ headed families visible and readily available.**

		Response Percent	Response Count
1 Strongly Agree		9.9%	15
2 Agree		13.3%	20
3 Neutral		9.3%	14
4 Disagree		28.5%	43
<b>5 Strongly Disagree</b>		<b>31.1%</b>	47
6 Don't Know		8.0%	12
		<b><i>answered question</i></b>	<b>151</b>
		<b><i>skipped question</i></b>	<b>4</b>







**5. I am aware of agencies and services in the Bay Area that are LGBTQQ youth specific and sensitive.**

		Response Percent	Response Count
1 Strongly Agree		40.3%	62
2 Agree		24.0%	37
3 Neutral		26.0%	40
4 Disagree		4.6%	7
5 Strongly Disagree		3.3%	5
6 Don't Know		2.0%	3
		<b>answered question</b>	<b>154</b>
		<b>skipped question</b>	<b>1</b>







**6. I am aware of agencies and services in the Bay Area that are LGBTQ headed family specific and sensitive.**

		Response Percent	Response Count
1 Strongly Agree		21.3%	33
2 Agree		23.9%	37
<b>3 Neutral</b>		<b>27.1%</b>	42
4 Disagree		12.9%	20
5 Strongly Disagree		9.7%	15
6 Don't Know		5.2%	8
		<b>answered question</b>	<b>155</b>
		<b>skipped question</b>	<b>0</b>







**7. My organization has clear policies and procedures for how to deal with harassment and discrimination of LGBTQQ youth in our programs, as well as, staff members, board members and volunteers.**

		Response Percent	Response Count
1 Strongly Agree		33.1%	51
2 Agree		16.9%	26
3 Neutral		20.1%	31
4 Disagree		12.3%	19
5 Strongly Disagree		6.5%	10
6 Don't Know		11.0%	17
		<b>answered question</b>	<b>154</b>
		<b>skipped question</b>	<b>1</b>









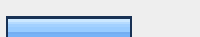







**8. I am interested in having my organization participate in building our capacity to work with lesbian, gay, bisexual, transgender, genderqueer, gender variant, intersex, queer and questioning youth.**

		Response Percent	Response Count
1 Strongly Agree		42.1%	64
2 Agree		23.7%	36
3 Neutral		19.7%	30
4 Disagree		5.9%	9
5 Strongly Disagree		2.6%	4
6 Don't Know		5.9%	9
		<b>answered question</b>	<b>152</b>
		<b>skipped question</b>	<b>3</b>

**9. I am interested in having my organization participate in building our capacity to work with LGBTQ headed families.**

		Response Percent	Response Count
1 Strongly Agree		40.8%	60
2 Agree		27.2%	40
3 Neutral		20.4%	30
4 Disagree		5.4%	8
5 Strongly Disagree		2.7%	4
6 Don't Know		3.4%	5
		<b>answered question</b>	<b>147</b>
		<b>skipped question</b>	<b>8</b>

**10. My organization primarily works with: (Please check all that apply)**

		Response Percent	Response Count
Unhoused/marginally housed youth		24.0%	36
Low-income youth		76.0%	114
Youth involved in the Juvenile Justice System		38.0%	57
Young women		57.3%	86
Young men		50.7%	76
Families		61.3%	92
LGBTQ headed families/prospective parents		10.7%	16
LGBTQQ folks		13.3%	20
LGBTQQ youth		20.0%	30
HIV+ youth		10.7%	16
Immigrant youth		53.3%	80
<b>Youth of color</b>		<b>77.3%</b>	<b>116</b>
African American		56.7%	85
Asian/Pacific Islander		61.3%	92
Latina/o		58.0%	87
Native American		32.0%	48

Middle Eastern	<input type="text"/>	31.3%	47
		<b><i>answered question</i></b>	<b>150</b>
		<b><i>skipped question</i></b>	<b>5</b>